

Inquiry Order

Customer number: _____

Firme/Company stamp

Contact person: _____

Telephone: _____

Quotation no.: _____

Commission: _____

Number of systems: _____

Dimensions: width: _____ (total unfolding) height: _____ (including possible floor recession)

Number of panels: _____ left _____ right (max. 3 panels in one direction possible)

Type: (attention: Inside view)




Handle inside left Handle inside right

Handle inside left Handle inside right

Colour: RAL _____ E6-EV1 DB703 DB703 FS Special colour: _____ Pre anodizing

Floor rail/colour: E6-EV1 (standard) System colour Special colour: _____

Floor rail: low middle high



Glazing: (without glass - prepared for) 32 mm 33 mm 34 mm

Locking:



Without profile cylinder, turning knob inside, push handle inside, without shell handle outside



Without profile cylinder, turning knob inside, push handle inside, with shell handle outside



With profile cylinder (semi cylinder), turning knob inside, push handle inside, without shell handle outside



With profile cylinder (semi cylinder), turning knob inside, push handle inside, with shell handle outside



With profile cylinder (full cylinder), turning knob inside + outside, push handle inside + outside



With profile cylinder (semi cylinder), turning knob inside, with handle bar outside (complete panel height)

Locking inside: System colour (Standard) Special colour: _____

Push handle inside: System colour (Standard) Special colour: _____ without

Shell handle outside: System colour (Standard) Special colour: _____ without

Locking height = _____ (specify locking height (1150 mm) from lower edge of sash profile)

RC2/RC2N: without with

90° inside corner (please attach drawing) Slidable and lockable All glass

90° outside corner (please attach drawing) Slidable and lockable All glass

Please enclose floor plan resp. view sketch and remarks (please use inside view)